

Installation

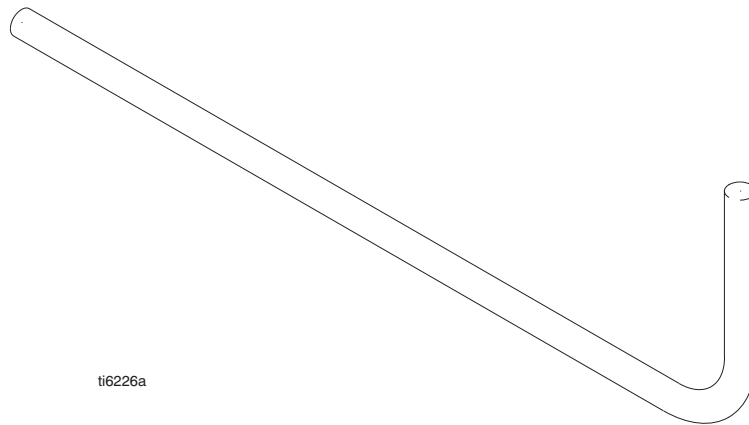


FieldLazer Gun Arm Extension Kit 287591



Read all instructions and warnings in 310810

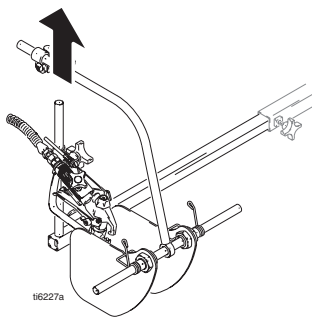
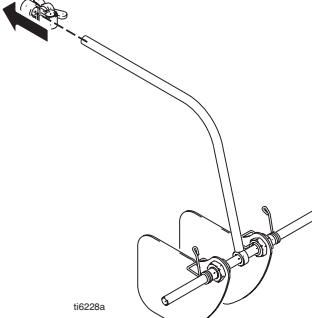
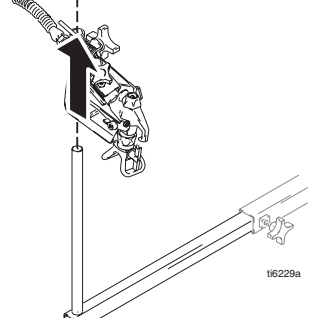
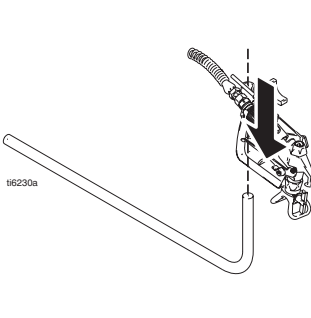
311010 Rev.A

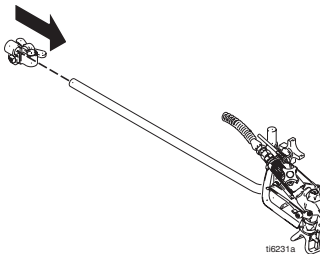
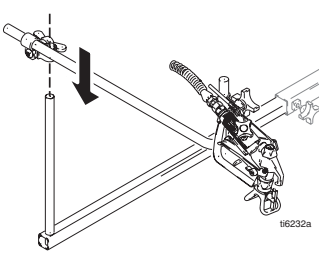


ti6226a

PROVEN QUALITY. LEADING TECHNOLOGY.



			
1 Remove spray shields from striper	2 Remove clamp from spray shield bar guide	3 Remove spray gun from extension support bracket	4 Assemble spray gun to gun arm extension

	
5 Install clamp on gun arm extension	6 Install clamp, gun arm extension and spray gun on extension support bracket

TO PLACE AN ORDER, contact your Graco distributor, or call **1-800-690-2894** to identify the nearest distributor.

All written and visual data contained in this document reflects the latest product information available at the time of publication. Graco reserves the right to make changes at any time without notice.

Sales Offices: Minneapolis
International Offices: Belgium, Korea, Hong Kong, Japan
GRACO INC. P.O. BOX 1441 MINNEAPOLIS, MN 55440-1441
<http://www.graco.com>
 PRINTED IN U.S.A. 12/2004