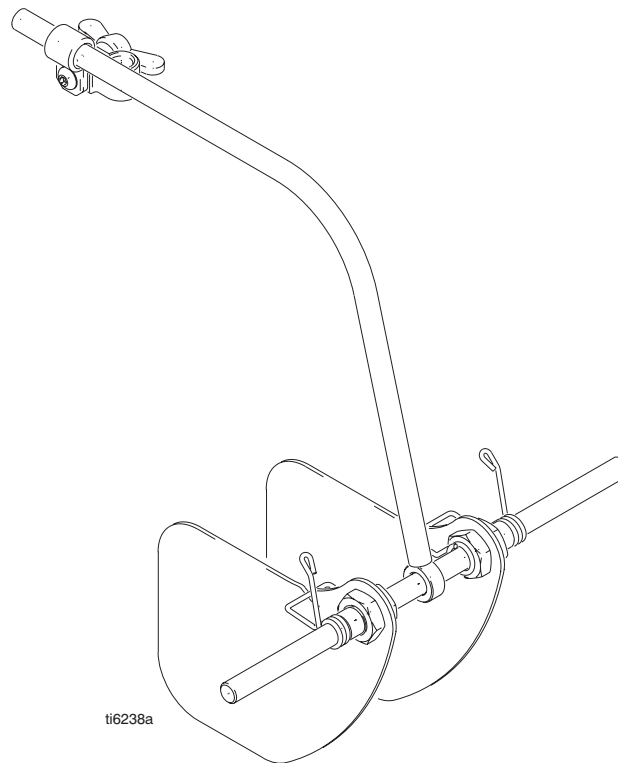
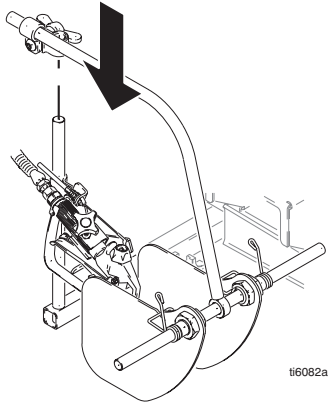
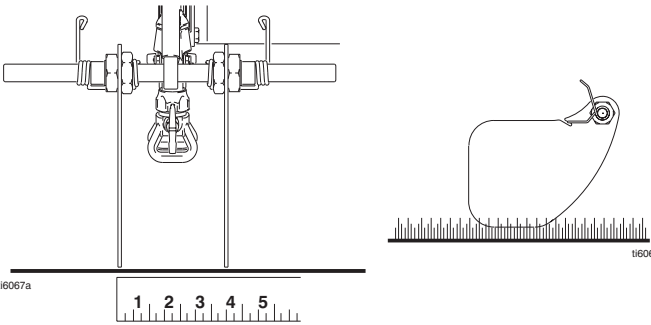


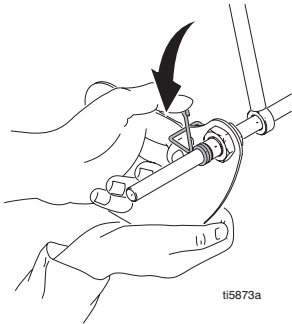
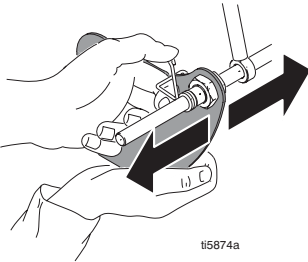

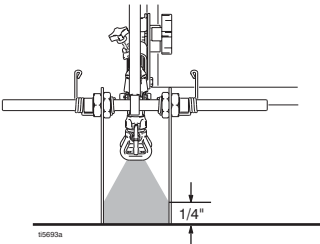
Shield Kit 249081

311008 rev.B



PROVEN QUALITY. LEADING TECHNOLOGY.

	
1 Assemble spray shields to striper	2 Adjust spray shields for desired line width

			
a Grasp shield with one hand and squeeze spring arms with the other hand	b Slide shield to desired position and release spring	3 Squeeze spray gun control and push striper forward to spray a test stripe	4 Adjust gun height so paint spray strikes shields 1/4 in. from bottom of shields

TO PLACE AN ORDER, contact your Graco distributor, or call **1-800-690-2894** to identify the nearest distributor.

All written and visual data contained in this document reflects the latest product information available at the time of publication.
Graco reserves the right to make changes at any time without notice.

MM 311008

Graco Headquarters: Minneapolis
International Offices: Belgium, China, Japan, Korea
GRACO INC. P.O. BOX 1441 MINNEAPOLIS, MN 55440-1441
www.graco.com
 PRINTED IN USA 311008B
 12/2004 Rev. 5/2005