

## Round Pattern Kit

FOR PRO™ Xs2, Xs3, AND Xs4 ELECTROSTATIC  
AIR SPRAY GUNS

309447 rev.A

### Part No. 245217

102 to 152 mm (4 to 6 in.) pattern size


### Part No. 245219

203 to 254 mm (8 to 10 in.) pattern size

## Installation

### WARNING

#### Pressurized Equipment Hazard

 To reduce the risk of an injury, follow the "Pressure Relief Procedure" in your gun manual before installing this kit.

### CAUTION

Hold the front end of the gun up and trigger the gun while removing the nozzle to help drain the gun and prevent any paint or solvent left in the gun from entering the air passages.

2. Remove the air cap assembly. Point the front end of the gun up and squeeze the trigger while removing the fluid nozzle.

### CAUTION

Do not operate the gun with a damaged electrode. Carefully guide the electrode through the hole in the fluid nozzle before tightening the nozzle.

1. Flush the gun according to instructions in your gun manual. Relieve the pressure.

3. Check that the conductive o-ring (2a) and fluid seal o-ring (2b) are in place on the new nozzle. See the parts drawings on page 2.
4. Trigger the gun while installing the new fluid nozzle (2). Tighten until the fluid nozzle seats in the gun barrel (1/8 to 1/4 turn past hand-tight).

*Continued on page 2.*

PROVEN QUALITY. LEADING TECHNOLOGY.

5. Place the diffuser (1) onto the fluid nozzle (2).

6. Install the air cap (3) over the fluid nozzle (2), being careful not to damage the electrode.

7. Screw the gun's retaining ring over the air cap, onto the spray gun.
8. Tighten the retaining ring until it is snug, allowing the air cap to turn with resistance. If too tight, the spray pattern will be distorted.

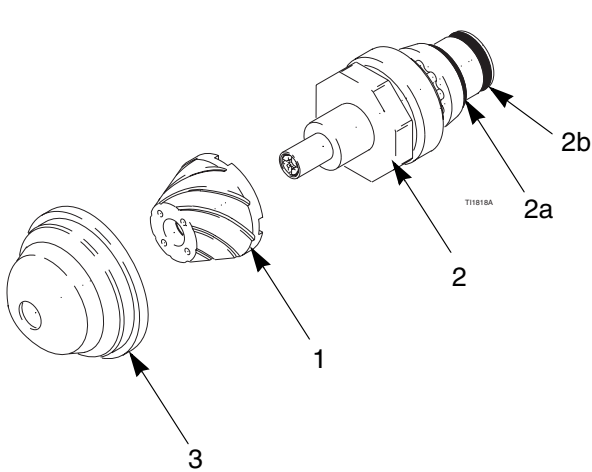
9. Test the gun resistance as instructed in your gun manual.

Parts

Part No. 245217

102 to 152 (4 to 6 in.) Pattern Size

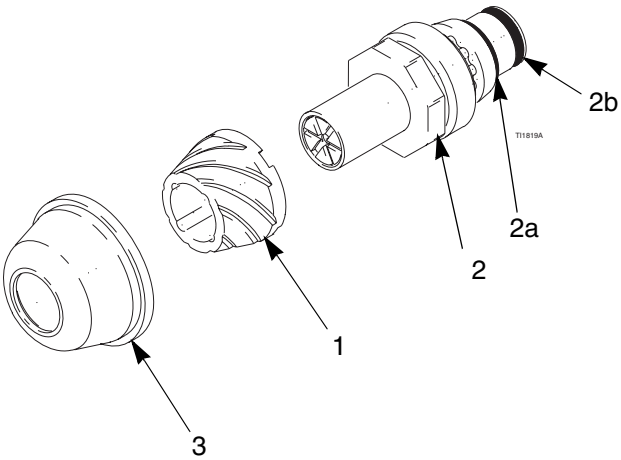
Ref. No.	Part No.	Description	Qty
1	276757	DIFFUSER	1
2	245216	NOZZLE, fluid; includes 2a and 2b	1
2a	111261	. O-RING, conductive	1
2b	111507	. O-RING; fluoroelastomer	1
3	276758	AIR CAP	1



Part No. 245219

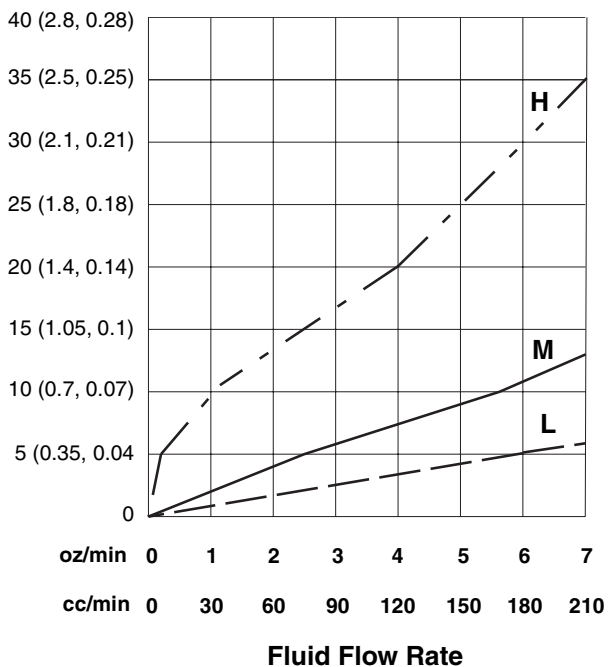
203 to 254 (8 to 10 in.) Pattern Size

Ref. No.	Part No.	Description	Qty
1	276754	DIFFUSER	1
2	245218	NOZZLE, fluid; includes 2a and 2b	1
2a	111261	. O-RING, conductive	1
2b	111507	. O-RING; fluoroelastomer	1
3	276755	AIR CAP	1






# Performance Charts

**Fluid Pressure**  
psi (bar, MPa)



## Key

- L  Light viscosity; 18 sec, #2 Zahn
- M  Medium viscosity; 30 sec, #2 Zahn
- H  Heavy viscosity; 30 sec, #3 Zahn

## Air Flow Adjustment

When using the round pattern kits, in most applications it is desirable to use a very low air flow through the air cap while maintaining enough pressure at the gun inlet for full electrostatic power (about 40 psi [0.3 MPa, 2.8 bar]). This can be achieved by using the gun's fan air valve to restrict the air cap air. The pattern width cannot be adjusted when using the round pattern kits.

**NOTE:** The round pattern kits are not recommended for flow rates greater than 7 oz/min (210 cc/min).

# Graco Standard Warranty

Graco warrants all equipment manufactured by Graco and bearing its name to be free from defects in material and workmanship on the date of sale by an authorized Graco distributor to the original purchaser for use. With the exception of any special, extended, or limited warranty published by Graco, Graco will, for a period of twelve months from the date of sale, repair or replace any part of the equipment determined by Graco to be defective. This warranty applies only when the equipment is installed, operated and maintained in accordance with Graco's written recommendations.

This warranty does not cover, and Graco shall not be liable for general wear and tear, or any malfunction, damage or wear caused by faulty installation, misapplication, abrasion, corrosion, inadequate or improper maintenance, negligence, accident, tampering, or substitution of non-Graco component parts. Nor shall Graco be liable for malfunction, damage or wear caused by the incompatibility of Graco equipment with structures, accessories, equipment or materials not supplied by Graco, or the improper design, manufacture, installation, operation or maintenance of structures, accessories, equipment or materials not supplied by Graco.

This warranty is conditioned upon the prepaid return of the equipment claimed to be defective to an authorized Graco distributor for verification of the claimed defect. If the claimed defect is verified, Graco will repair or replace free of charge any defective parts. The equipment will be returned to the original purchaser transportation prepaid. If inspection of the equipment does not disclose any defect in material or workmanship, repairs will be made at a reasonable charge, which charges may include the costs of parts, labor, and transportation.

THIS WARRANTY IS EXCLUSIVE, AND IS IN LIEU OF ANY OTHER WARRANTIES, EXPRESS OR IMPLIED, INCLUDING BUT NOT LIMITED TO WARRANTY OF MERCHANTABILITY OR WARRANTY OF FITNESS FOR A PARTICULAR PURPOSE.

Graco's sole obligation and buyer's sole remedy for any breach of warranty shall be as set forth above. The buyer agrees that no other remedy (including, but not limited to, incidental or consequential damages for lost profits, lost sales, injury to person or property, or any other incidental or consequential loss) shall be available. Any action for breach of warranty must be brought within two (2) years of the date of sale.

Graco makes no warranty, and disclaims all implied warranties of merchantability and fitness for a particular purpose in connection with accessories, equipment, materials or components sold but not manufactured by Graco. These items sold, but not manufactured by Graco (such as electric motors, switches, hose, etc.), are subject to the warranty, if any, of their manufacturer. Graco will provide purchaser with reasonable assistance in making any claim for breach of these warranties.

In no event will Graco be liable for indirect, incidental, special or consequential damages resulting from Graco supplying equipment hereunder, or the furnishing, performance, or use of any products or other goods sold hereto, whether due to a breach of contract, breach of warranty, the negligence of Graco, or otherwise.

## FOR GRACO CANADA CUSTOMERS

The parties acknowledge that they have required that the present document, as well as all documents, notices and legal proceedings entered into, given or instituted pursuant hereto or relating directly or indirectly hereto, be drawn up in English. Les parties reconnaissent avoir convenu que la rédaction du présente document sera en Anglais, ainsi que tous documents, avis et procédures judiciaires exécutés, donnés ou intentés à la suite de ou en rapport, directement ou indirectement, avec les procédures concernées.

# Graco Phone Numbers

**TO PLACE AN ORDER**, contact your Graco distributor, or call this number to identify the distributor closest to you:

**1-800-367-4023 Toll Free**

**612-623-6921**

**612-378-3505 Fax**

*All written and visual data contained in this document reflects the latest product information available at the time of publication.  
Graco reserves the right to make changes at any time without notice.*

**Sales Offices:** Minneapolis, Detroit

**International Offices:** Belgium, Korea, Hong Kong, Japan

**GRACO INC. P.O. BOX 1441 MINNEAPOLIS, MN 55440-1441**

**[www.graco.com](http://www.graco.com)**

**PRINTED IN USA 309447 12/2001**