

INSTRUCTIONS-PARTS LIST



308-515

Rev. B
Supersedes Rev. A



INSTRUCTIONS

This manual contains important
warnings and information.
READ AND KEEP FOR REFERENCE.

ROTATING SPRAY TIP

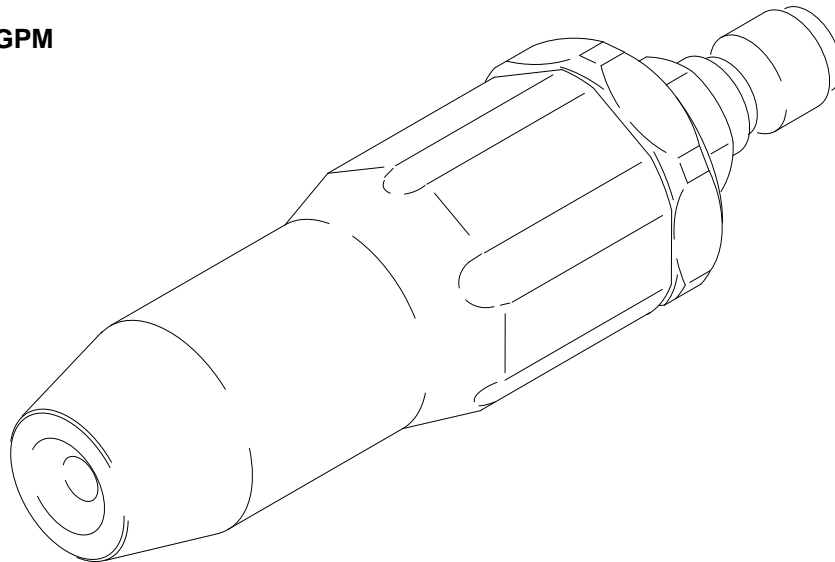
ROTOBLAST NOZZLE

4200 psi (290 bar) Maximum Working Pressure

For use with GRACO high pressure cleaning systems

800-750 2.9 TO 4.0 GPM

Series B



04524

GRACO INC. P.O. BOX 1441 MINNEAPOLIS, MN 55440-1441

©COPYRIGHT 1994, GRACO INC.

WARNING



INJECTION HAZARD

Spray from the pressure washer, leaks or ruptured components can inject fluid into your body and cause extremely serious injury, including the need for amputation. Fluid splashed in the eyes or on the skin can also cause serious injury.

- Fluid injected into the skin may look like just a cut, but it is a serious injury. **Get immediate medical attention.**
- Do not point the spray nozzle at anyone or at any part of the body.
- Do not put your hand or fingers over the end of the spray nozzle.
- Do not stop or deflect leaks with your hand, body, glove or rag.
- Use only spray nozzle tips which are designed for use with your pressure washer.
- Do not use a low pressure flexible nozzle with this equipment.
- Follow the **Pressure Relief Procedure** if the spray nozzle clogs and before cleaning, checking or servicing the equipment.
- Tighten all fluid connections before operating the equipment.
- Check the hoses, tubes, and couplings daily. Replace worn or damaged parts immediately. Do not repair high pressure couplings; you must replace the entire hose.
- Fluid hoses must have spring guards on both ends, to help protect them from rupture caused by kinks or bends near the couplings.



EQUIPMENT MISUSE HAZARD

Equipment misuse can cause the equipment to rupture, malfunction, or start unexpectedly and result in serious injury.

- Read all instruction manuals, tags, and labels before operating the equipment.
- Use the equipment only for its intended purpose. If you are uncertain about usage, call your distributor.
- Do not alter or modify this equipment. Use only genuine Graco parts and accessories.

Pressure Relief Procedure

1. Engage the trigger safety latch.
2. Turn the sprayer off.
3. Remove the ignition cable from the spark plug, disconnect the air or disconnect the electricity.
4. Shut off the water supply.
5. Disengage the trigger safety latch and trigger the gun to relieve pressure, and then engage the trigger safety latch again.
6. *If you suspect that the spray tip or hose is completely clogged, or that pressure has not been fully relieved after following the steps above:* Disengage the trigger safety latch and trigger the gun to relieve pressure. Wrap a rag around the hose end coupling and VERY SLOWLY loosen the coupling to relieve pressure gradually, then loosen completely. Now clear the tip or hose.

Spray Gun Safety Devices

Be sure all gun safety devices are operating properly before each use. Do not remove or modify any part of the gun; this can cause a malfunction and result in serious bodily injury.

SAFETY LATCH: Whenever you stop spraying for a moment, always set the gun safety latch in the engaged or “safe” position, making the gun inoperative. Failure to properly set the safety latch can result in accidental triggering of the gun.

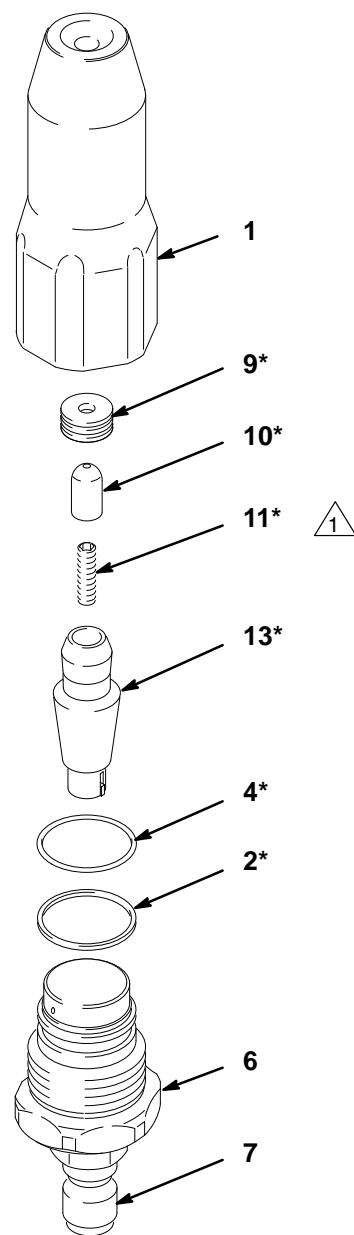
SPRAY TIP SAFETY: Use extreme caution when cleaning or changing spray tips. If a spray tip clogs while spraying, engage the gun safety latch immediately. *ALWAYS* follow the **Pressure Relief Procedure** and then remove the spray tip to clean it.


Parts List

REF NO.	DESCRIPTION	QTY
1	HOUSING, rotoblast	1
2*	BACKING RING,	1
4*	O-RING	1
6	ENDCAP, rotoblast	1
7	QUICK CONNECT	1
9*	SEAT ASSY	1
10*	ROTOR TIP 1	1
11*	ORIFICE	1
13*	ROTOR	1

* 804-571 Repair Kit (includes 2, 4, 9, 10, 11 and 13)

Wetted parts: Brass, Ceramic, Buna-N, Stainless Steel, Plastic, and PTFE



 Tighten until snug

06341

Fig. 1

The Graco Warranty and Disclaimers

WARRANTY

Graco warrants all equipment manufactured by it and bearing its name to be free from defects in material and workmanship on the date of sale by an authorized Graco distributor to the original purchaser for use. As purchaser's sole remedy for breach of this warranty, Graco will, for a period of twelve months from the date of sale, repair or replace any part of the equipment proven defective, with the exception of defects in parts on the drive train/gear box on EM and GM sprayers or power train on EH and GH sprayers, which will be repaired or replaced for twenty-four months from the date of sale for Gas-Hydraulic (GH) and Gas-Mechanical (GM) sprayers and for thirty-six months from the date of sale for Electric-Mechanical (EM), Electric-Hydraulic (EH), 390st and 490st sprayers. This warranty applies only when the equipment is installed, operated and maintained in accordance with Graco's written recommendations.

This warranty does not cover, and Graco shall not be liable for, any malfunction, damage or wear caused by faulty installation, misapplication, abrasion, corrosion, inadequate or improper maintenance, negligence, accident, tampering, or substitution of non-Graco component parts. Nor shall Graco be liable for malfunction, damage or wear caused by the incompatibility with Graco equipment of structures, accessories, equipment or materials not supplied by Graco, or the improper design, manufacture, installation, operation or maintenance of structures, accessories, equipment or materials not supplied by Graco.

This warranty is conditioned upon the prepaid return of the equipment claimed to be defective to an authorized Graco distributor for verification of the claim. If the claimed defect is verified, Graco will repair or replace free of charge any defective parts. The equipment will be returned to the original purchaser transportation prepaid. If inspection of the equipment does not disclose any defect in material or workmanship, repairs will be made at a reasonable charge, which charges may include the costs of parts, labor and transportation.

DISCLAIMERS AND LIMITATIONS

The terms of this warranty constitute purchaser's sole and exclusive remedy and are in lieu of any other warranties (express or implied), **including warranty of merchantability or warranty of fitness for a particular purpose**, and of any non-contractual liabilities, including product liabilities, based on negligence or strict liability. Every form of liability for direct, special or consequential damages or loss is expressly excluded and denied. In no case shall Graco's liability exceed the amount of the purchase price. Any action for breach of warranty must be brought within two (2) years of the date of sale.

EQUIPMENT NOT COVERED BY GRACO WARRANTY

Graco makes no warranty, and disclaims all implied **warranties of merchantability and fitness for a particular purpose**, with respect to accessories, equipment, materials, or components sold but not manufactured by Graco. These items sold, but not manufactured by Graco (such as electric motor, switches, hose, etc.) are subject to the warranty, if any, of their manufacturer. Graco will provide purchaser with reasonable assistance in making any claim for breach of these warranties.

Graco Phone Number

TO PLACE AN ORDER, contact your Graco distributor, or call this number to identify the distributor closest to you: **1-800-367-4023 Toll Free**

Sales Offices: Atlanta, Chicago, Detroit, Los Angeles
Foreign Offices: Belgium, Canada, England, Korea, Switzerland, France, Germany, Hong Kong, Japan

GRACO INC. P.O. BOX 1441 MINNEAPOLIS, MN 55440-1441

PRINTED IN U.S.A. 308-515 December 1994, Revised May 1996