

# Instructions – Parts List



FIRE-BALL® 300

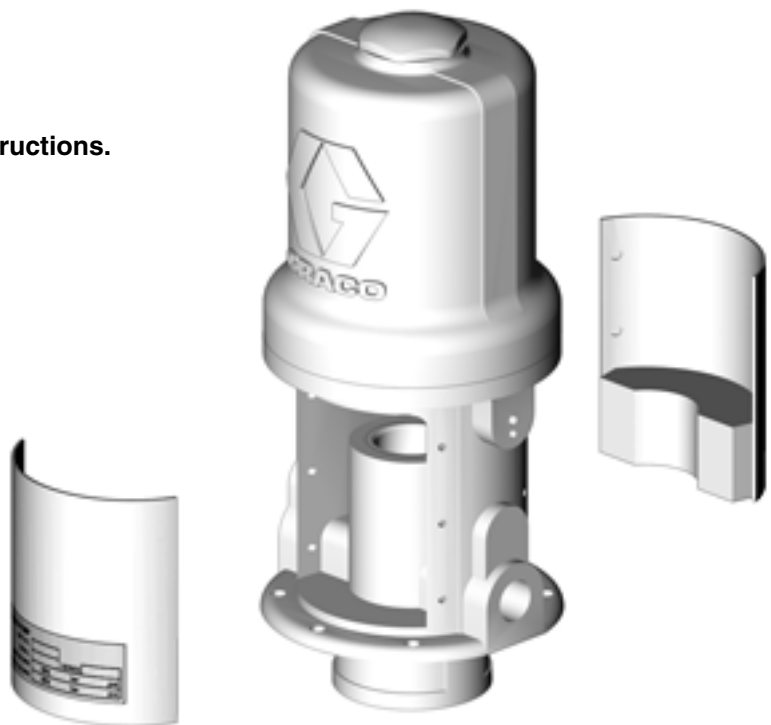
## Air Motor Muffler Kit

307942 Rev.D

Part No. 222559



Read warnings and instructions.




### IMPORTANT

You cannot order parts or request service and warranty information for the complete pump without the information on the serial label.

GRACO PUMP			
PART NO.			
SERIAL	SERIES		
MAX AIR WPR	MPA	bar	psi
MAX FLUID WPR	MPA	bar	psi

Record all the information from the serial label in these spaces. Keep this manual in a safe place as an extra precaution.

PROVEN QUALITY. LEADING TECHNOLOGY.



# Installation

## Pressure Relief Procedure

### **WARNING**



#### **PRESSURIZED FLUID HAZARD**

The equipment stays pressurized until pressure is manually relieved. To reduce the risk of serious injury from pressurized fluid, accidental spray from the valve, or splashing fluid, follow this procedure whenever you

- Are instructed to relieve pressure
- Stop dispensing
- Check, clean, or service any system equipment
- Install or clean dispensing devices

**NOTE:** Reference numbers and letters in parentheses in the text refer to the Parts Drawing on page 3.

### **WARNING**



#### **MOVING PARTS HAZARD**

Never operate the pump with the warning plate (1) or the identification plate (2) removed. These plates protect your fingers from getting pinched or amputated by moving parts in the air motor.

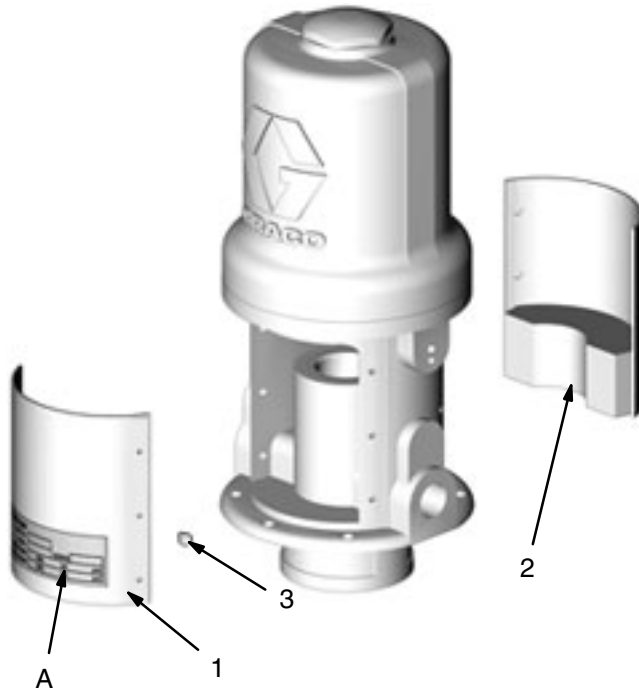
## Replace the Muffler Plates

**NOTE:** You cannot order parts or request service or warranty information without the serial label information. Record the serial label (A) information on the front of this manual as an added precaution. Keep the manual in a safe place.

1. Unscrew the plate retaining screws and remove the identification muffler plate and warning muffler plate from both sides of the air motor. To avoid twisting the screw heads off if the screws are hard to remove, tap lightly on the screw heads with a hammer, then remove them.
2. Discard the old identification muffler plate and warning muffler plate. The muffler kit includes an identification plate for one side and a warning plate for the other side.
3. Install the two mufflers (1, 2) on the air motor as shown on the Parts Drawing. Fasten the mufflers to the air motor, using the plate retaining screws (3).
4. With the air motor operating, check all around both mufflers for air leaks. Adjust the plate retaining screws if necessary.

# Parts

REF NO.	PART NO.	DESCRIPTION	QTY
1	234577	MUFFLER, identification and serial plate side	1
2	234578	MUFFLER, warning plate side	1
3	100078	SCREWS, plate retaining No. 8-32 x 0.375 in.	12
A		Serial label	



# Graco Standard Warranty

Graco warrants all equipment manufactured by Graco and bearing its name to be free from defects in material and workmanship on the date of sale to the original purchaser for use. With the exception of any special, extended, or limited warranty published by Graco, Graco will, for a period of twelve months from the date of sale, repair or replace any part of the equipment determined by Graco to be defective. This warranty applies only when the equipment is installed, operated and maintained in accordance with Graco's written recommendations.

This warranty does not cover, and Graco shall not be liable for general wear and tear, or any malfunction, damage or wear caused by faulty installation, misapplication, abrasion, corrosion, inadequate or improper maintenance, negligence, accident, tampering, or substitution of non-Graco component parts. Nor shall Graco be liable for malfunction, damage or wear caused by the incompatibility of Graco equipment with structures, accessories, equipment or materials not supplied by Graco, or the improper design, manufacture, installation, operation or maintenance of structures, accessories, equipment or materials not supplied by Graco.

This warranty is conditioned upon the prepaid return of the equipment claimed to be defective to an authorized Graco distributor for verification of the claimed defect. If the claimed defect is verified, Graco will repair or replace free of charge any defective parts. The equipment will be returned to the original purchaser transportation prepaid. If inspection of the equipment does not disclose any defect in material or workmanship, repairs will be made at a reasonable charge, which charges may include the costs of parts, labor, and transportation.

**THIS WARRANTY IS EXCLUSIVE, AND IS IN LIEU OF ANY OTHER WARRANTIES, EXPRESS OR IMPLIED, INCLUDING BUT NOT LIMITED TO WARRANTY OF MERCHANTABILITY OR WARRANTY OF FITNESS FOR A PARTICULAR PURPOSE.**

Graco's sole obligation and buyer's sole remedy for any breach of warranty shall be as set forth above. The buyer agrees that no other remedy (including, but not limited to, incidental or consequential damages for lost profits, lost sales, injury to person or property, or any other incidental or consequential loss) shall be available. Any action for breach of warranty must be brought within two (2) years of the date of sale.

Graco makes no warranty, and disclaims all implied warranties of merchantability and fitness for a particular purpose in connection with accessories, equipment, materials or components sold but not manufactured by Graco. These items sold, but not manufactured by Graco (such as electric motors, switches, hose, etc.), are subject to the warranty, if any, of their manufacturer. Graco will provide purchaser with reasonable assistance in making any claim for breach of these warranties.

In no event will Graco be liable for indirect, incidental, special or consequential damages resulting from Graco supplying equipment hereunder, or the furnishing, performance, or use of any products or other goods sold hereto, whether due to a breach of contract, breach of warranty, the negligence of Graco, or otherwise.

## **FOR GRACO CANADA CUSTOMERS**

The parties acknowledge that they have required that the present document, as well as all documents, notices and legal proceedings entered into, given or instituted pursuant hereto or relating directly or indirectly hereto, be drawn up in English. Les parties reconnaissent avoir convenu que la rédaction du présente document sera en Anglais, ainsi que tous documents, avis et procédures judiciaires exécutés, donnés ou intentés à la suite de ou en rapport, directement ou indirectement, avec les procédures concernées.

# Graco Information

**TO PLACE AN ORDER**, contact your Graco distributor, or call one of the following numbers to identify the distributor closest to you:

**1-800-367-4023 Toll Free**

**612-623-6921**

**612-378-3505 Fax**

*All written and visual data contained in this document reflects the latest product information available at the time of publication.  
Graco reserves the right to make changes at any time without notice.*

**Sales Offices:** Minneapolis  
**International Offices:** Belgium, Korea, Hong Kong, Japan

**[www.graco.com](http://www.graco.com)**

PRINTED IN USA 307942 02/1989, Revised 07/2004